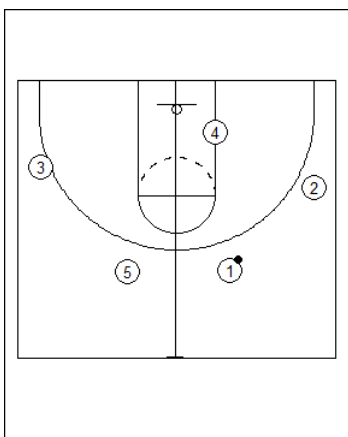


# OFFENSIVE SPACING FUNDAMENTALS



## OFFENSIVE ALIGNMENT– 4 OUT, 1 IN

2 guard front

2 wings

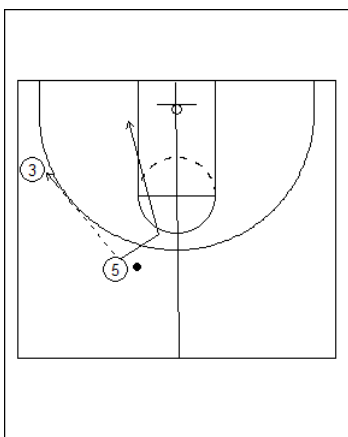
1 low post

Divide the court down the split line and you will see that you have created what we call a 2 man game and 3 man game

## 2 MAN GAME OPTIONS

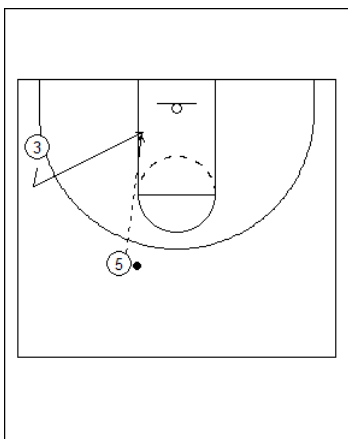
### Pass and cut

3 passes to 1 and sets up cut to basket for score or post up



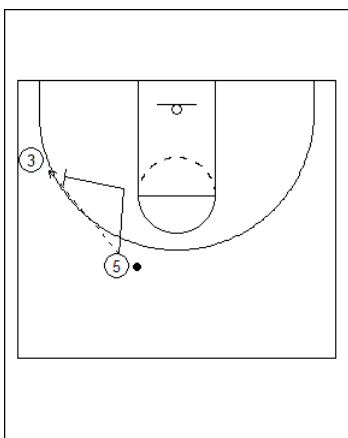
### Back cut

If 3 is denied on the wing, he back cuts looking for pass from 5

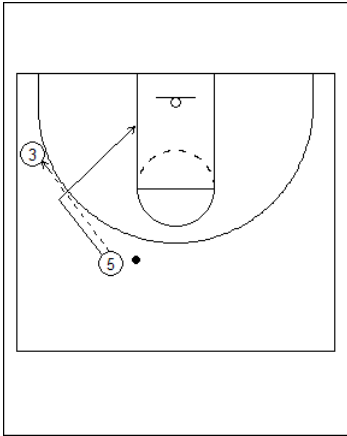


### On ball Screen

5 passes to 3 on wing and sets on ball screen



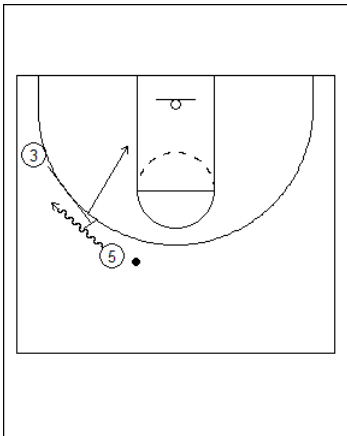
# OFFENSIVE SPACING FUNDAMENTALS



## Slip the on ball screen

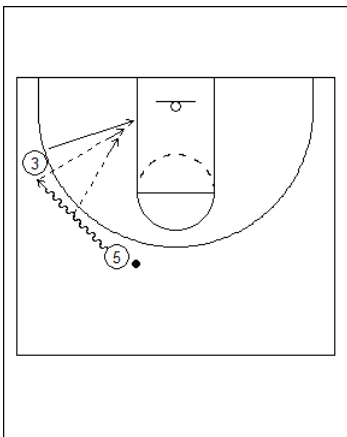
5 passes to 3 and looks to set on ball screen

If 5's defended looks to cheat and help on the screen, 5 slips to basket for layup or post up



## Back screen / on ball screen from wing

3 sets an on ball screen from the wing for 5

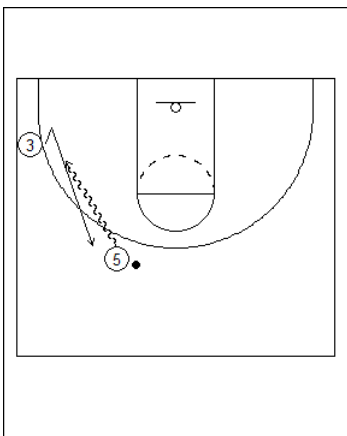


## Dribble entry -> back cut / post up

5 dribbles at 3 on the wing

3 can back cut looking for lay up

Or he can post his player up



## Dribble hand off

5 Dribbles at 3's defensive player

3 sets up player and gets hand off from 5

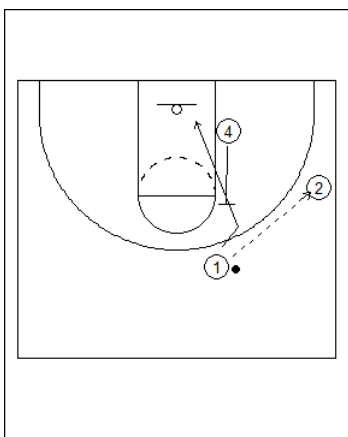
# OFFENSIVE SPACING FUNDAMENTALS

## 3 MAN GAME OPTIONS

### UCLA cut

1 passes to 2 on wing

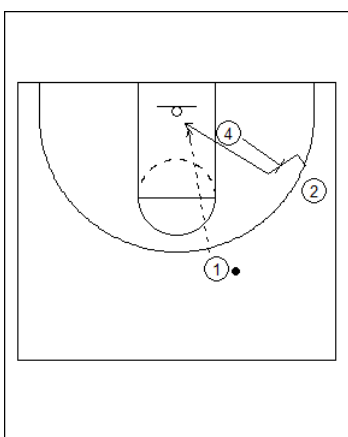
4 sets an up screen for 1 looking for layup



### Back cut

4 sets back screen on 2's defender

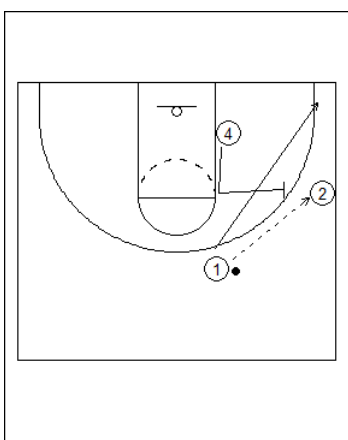
2 back cuts looking for layup



### On ball screen

1 passes to 2 and cuts to corner

4 sets on balls screen for 2

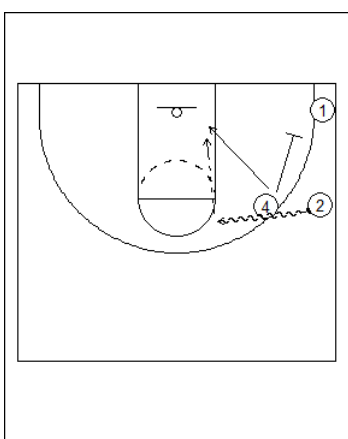


2 dribbles of screen

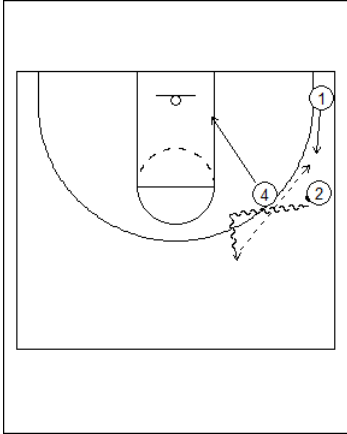
4 rolls to basket

### Option

Instead of 4 rolling to basket, he could down screen for 1 in the corner



# OFFENSIVE SPACING FUNDAMENTALS

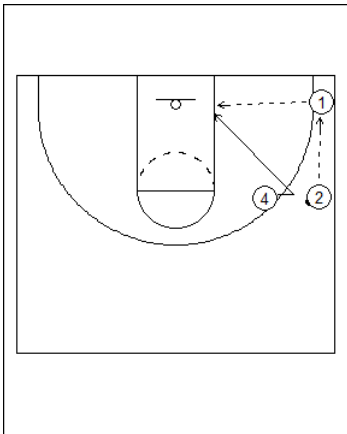


## On ball screen -> throw back

If the defensive post player “shows hard”, 2 can retreat dribble high

4 rolls to the basket and 1 lifts out of the corner

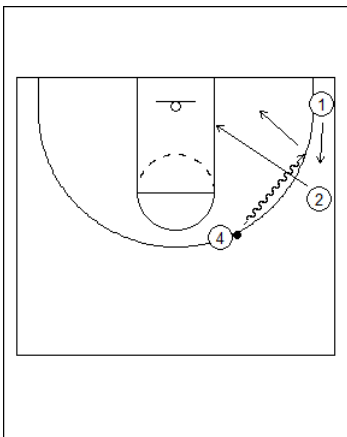
2 looks to throw back to 1 for shot



## On ball screen -> slip

If 4’s defensive player shows early against the on ball screen, 2 passes the ball to 1 in the corner

4 “slips” to the basket looking for layup or post up



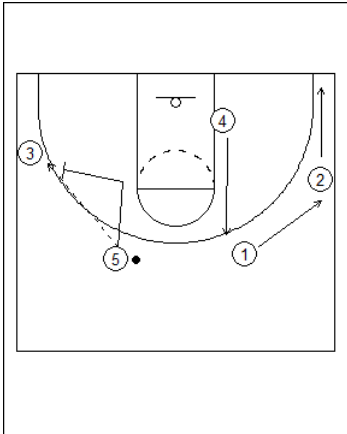
## Dribble hand off -> back cut

When 4 catches the ball on 3 point line he looks to play 3 man game

If 2 is denied on the wing, he automatically back cuts looking for lay up

4 will dribble hand off to 1 in the corner

# OFFENSIVE SPACING FUNDAMENTALS



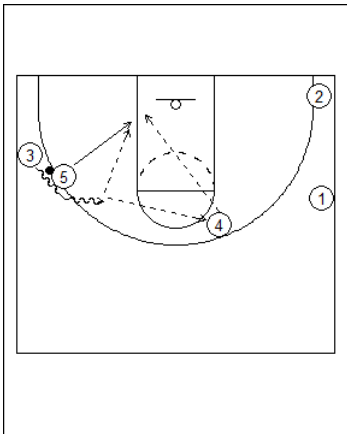
## 5 v 0 Spacing

When the 3 and 5 are playing the “2 man game” 1, 2 and 4 must create spacing to allow the 2 man game to work more effectively

2 cuts to corner

1 cuts to wing

4 cuts to high elbow / 3 point line

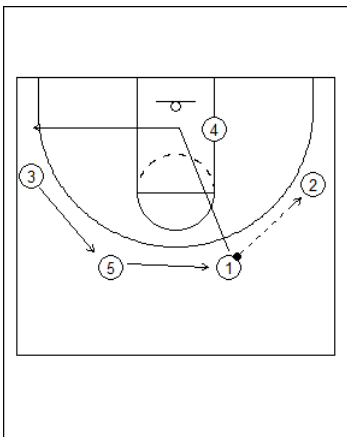


When 3 comes off the on ball screen 5 can dive or pick and pop to corner

3 can pass to 5 on roll or pass to 4

4 looks for the high -> low pass

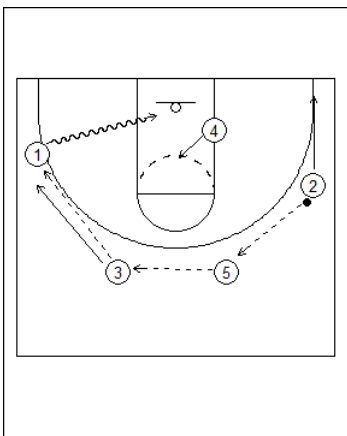
If 4 cannot pass the ball to 5 he can look to his side and play “3 man game”



## Pass and cut into penetration receivers

1 passes to 2 and cuts through to the weak side

3 and 5 replace and fill spots



Ball is reversed to the weak side

1 looks to penetrate

Receiver positions apply